

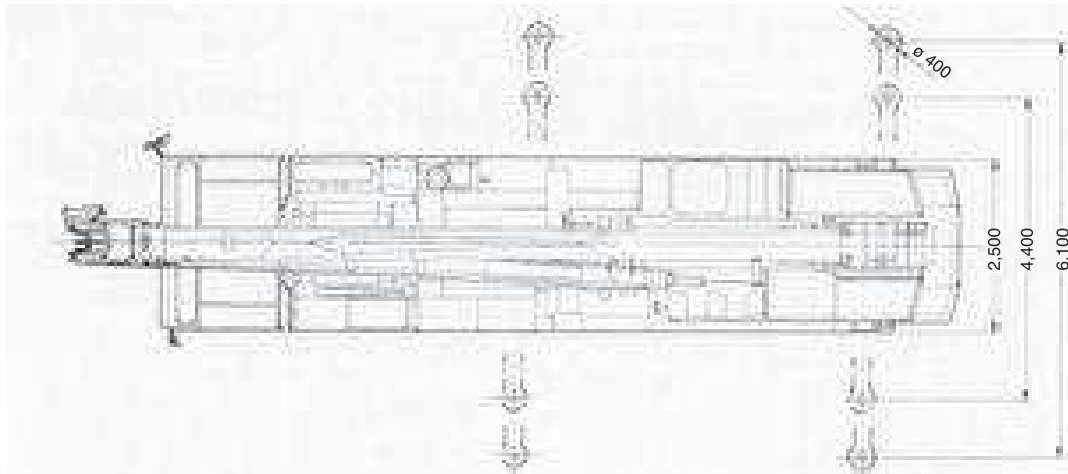
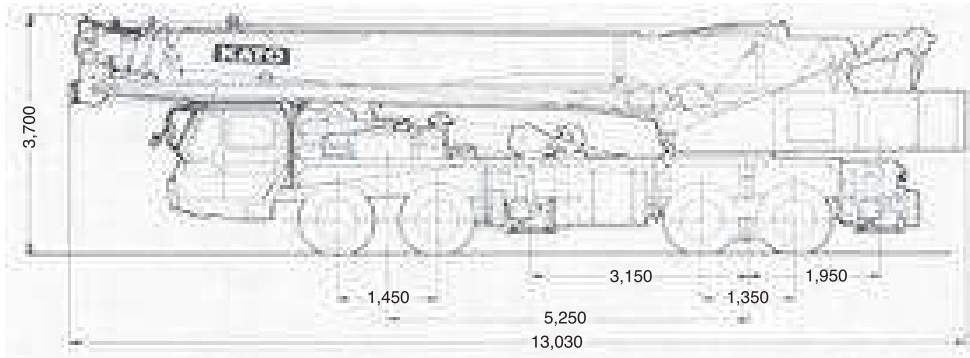
TONNE

35

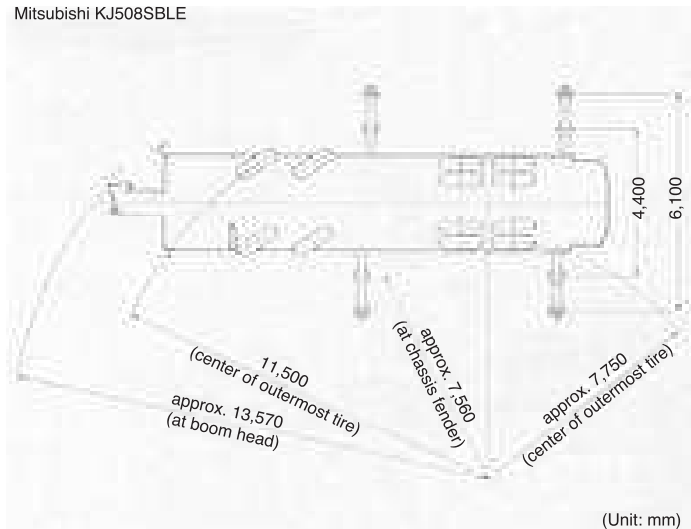
Tadano TL350E

Truck mounted crane

Dimensions



Mitsubishi KJ508SBLE



Tadano TL350E

TONNE

35

Tadano TL350E

Lifting capacities

Rated lifting capacity

Based on BS 1757:1986 – DIN 15019-2 – 75% of tipping loads

Outriggers fully extended with front jack – 360° full range Outriggers fully extended without front jack – over side and rear							
Working radius	10.75m Boom	14.6m Boom	18.5m Boom	22.3m Boom	26.2m Boom	30.1m Boom	34m Boom
2.5	35.00						
3.0	35.00	23.50	18.50				
3.5	30.00	23.50	18.50	15.00			
4.0	26.40	23.50	18.50	15.00			
4.3	24.70	23.50	18.50	15.00	13.00		
5.0	21.40	20.80	18.50	15.00	13.00	10.00	
5.3	20.10	19.70	18.50	15.00	13.00	10.00	
6.2	17.05	16.90	16.30	15.00	13.00	10.00	8.00
6.5	16.20	16.00	15.60	14.45	13.00	10.00	8.00
7.0	14.80	14.60	14.60	13.55	12.25	10.00	8.00
8.0	12.40	12.35	12.50	11.95	10.95	10.00	8.00
9.0	10.60	10.50	10.35	10.70	9.75	8.90	8.00
9.2		10.10	9.85	10.25	9.50	8.70	8.00
10.0		8.70	8.50	9.00	8.75	8.10	7.40
11.0		7.45	7.15	7.60	7.70	7.40	6.70
12.0		6.20	6.00	6.50	6.75	6.80	6.20
13.0		5.20	5.10	5.55	5.85	6.00	5.70
14.0			4.30	4.75	5.05	5.30	5.30
16.0			3.05	3.50	3.85	4.10	4.20
16.5			2.80	3.25	3.60	3.85	4.00
18.0				2.60	2.90	3.15	3.30
20.0				1.90	2.20	2.45	2.60
20.5				1.75	2.05	2.30	2.45
22.0					1.65	1.90	2.00
24.0					1.20	1.40	1.55
24.5					1.10	1.30	1.45
26.0						1.00	1.20
28.0						0.70	0.85
28.5							0.80
30.0							0.60
31.0							0.50
Standard hook	for 35 ton			for 15 ton			
Hook weight	280 kg			200 kg			
Parts of line	12	8	6	5	5	4	4
Critical boom angle	-	-	-	-	-	-	-

(Unit: Metric ton)

Tadano TL350E

Tadano TL350E

Lifting capacities

Rated lifting capacity

Based on BS 1757:1986 – DIN 15019-2 – 75% of tipping loads

Outriggers intermediately extended without front jack – 360° full range							
Outriggers fully extended without front jack – over front							
Working radius	10.75m Boom	14.6m Boom	18.5m Boom	22.3m Boom	26.2m Boom	30.1m Boom	34m Boom
2.5	30.00						
3.0	30.00	23.50	18.50				
3.5	30.00	23.50	18.50	15.00			
4.0	26.40	23.50	18.50	15.00			
4.8	20.20	18.50	18.50	15.00	13.00		
5.5	15.30	14.60	14.65	15.00	13.00	10.00	
6.0	12.50	12.15	11.95	12.60	13.00	10.00	8.00
6.9	9.15	8.85	8.65	9.25	9.70	10.00	8.00
7.8	7.10	6.65	6.50	7.00	7.50	7.80	8.00
9.0	5.10	4.85	4.65	5.20	5.50	5.75	5.95
10.0		3.70	3.55	4.05	4.40	4.65	4.80
12.0		2.15	2.00	2.50	2.80	3.05	3.20
13.0		1.60	1.45	1.95	2.20	2.45	2.60
14.0			1.00	1.45	1.75	2.00	2.15
16.0				0.75	1.05	1.30	1.45
18.0					0.50	0.75	0.90
19.0						0.50	0.65
19.5							0.55
Standard hook	for 35 ton			for 15 ton			
Hook weight	280 kg			200 kg			
Parts of line	12	8	6	5	5	4	4
Critical boom angle	–	–	–	30°	39°	45°	50°

(Unit: Metric ton)

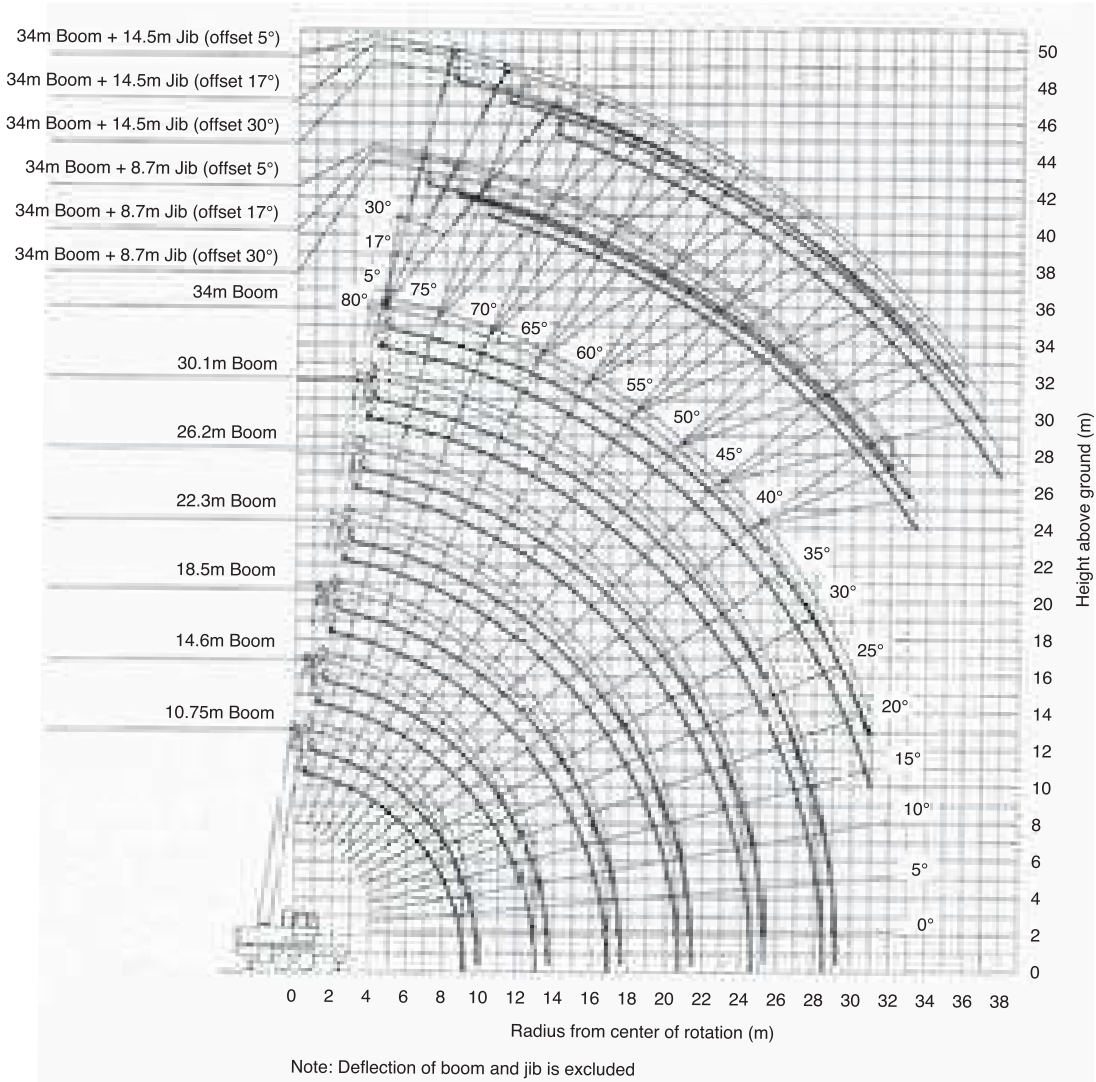
Tadano TL350E

TONNE

35

Tadano TL350E

Lifting heights



Tadano TL350E