

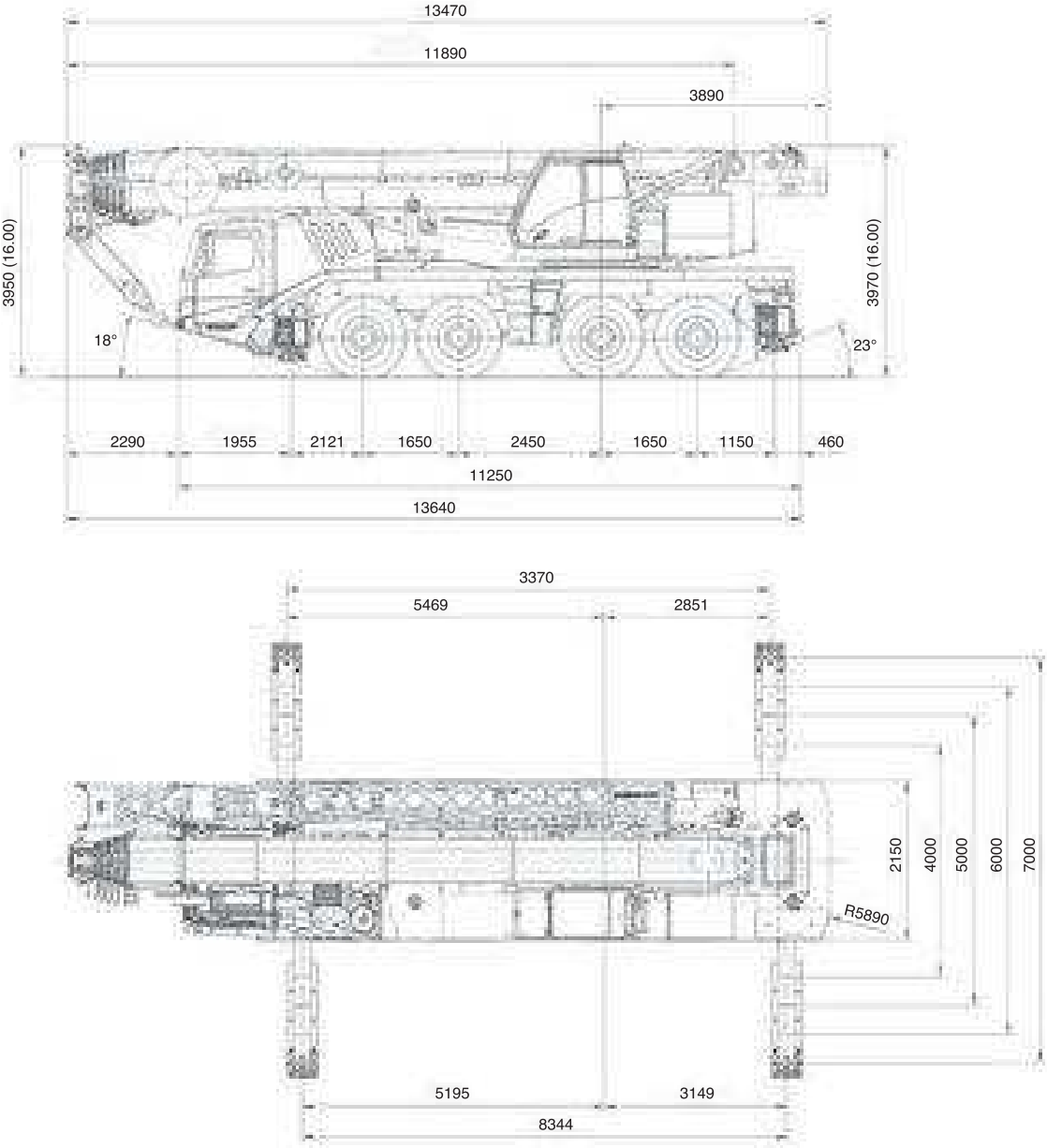
Grove GMK4100-L

All terrain crane

TONNE

100

Dimensions




Grove GMK4100-L


Grove GMK4100-L

Weights/Working speeds

Weights

	Axle	1	2	3	4	Total weight
	(t)	12	12	12	12	48*





* With 6.3t Counterweight, 40t Hook block

	Lifting capacity	Number of sheaves	Weight	Parts of line	Possible load with the crane*
	100 t	7	1000 kg	2-15	82 t
	63 t	5	750 kg	2-11	61 t
	40 t	3	550 kg	1-7	39 t
	20 t	1	300 kg	1-3	17 t
	8 t	H/B	200 kg	1	5,7 t






* Varies depending on national regulations

Working speeds



	1	2	3	4	5	6	7	8	9	10	11	12	13	14	15	16	R1	R2	
km/h	5.8	7.0	8.6	10.3	12.8	15.4	18.6	22.4	25.4	30.6	37.6	45.3	56.3	67.7	82.0	85.0	6.4	7.6	
km/h 	2.6	3.1	3.9	4.6	5.8	7.0	8.4	10.1	11.5	13.8	17.0	20.4	25.4	30.6	37.0	44.5	2.9	3.5	70%
	14.00 R25																		



	Infinitely variable	Rope	Maximum single line pull
	0-120 m/min Single line	17 mn/255m	56 kN
	0-120 m/min Single line	17 mn/255m	56 kN
	0-1.9 min ⁻¹		
	-1.5° to +82° Approx <50 s		
	11.65 m to 60.0 m Approx <480 s		

Subject to change without prior notice.

Grove GMK4100-L

Grove GMK4100-L

Lifting capacities

EN13000



m	11.65*	11.65	15.90	20.11	24.26	28.25	32.11	35.83	40.08	44.29	48.43	52.43	58.28	60.00
2.5	100.0													
3.0	69.0	69.5	63.5	59.0	56.0									
4.0	59.0	58.5	56.0	52.5	49.5	47.0								
5.0	52.0	50.0	49.5	47.0	44.5	41.5	37.5	30.0						
6.0	46.0	43.5	44.0	41.5	40.5	38.0	36.5	30.0	23.0					
7.0	41.0	38.0	38.5	37.5	36.5	35.0	33.5	30.0	23.0	18.0				
8.0	36.0	34.0	34.5	34.0	33.0	32.0	31.0	29.5	23.0	18.0	14.3			
9.0	30.0	30.0	31.0	31.0	30.0	29.5	28.5	28.0	22.5	18.0	14.3	11.6		
10.0			28.0	28.5	27.5	27.5	26.0	26.0	21.5	18.0	14.3	11.6	9.5	
11.0			25.5	25.5	25.5	25.5	24.0	24.0	20.5	17.7	14.3	11.6	9.5	8.0
12.0			22.5	23.0	22.5	23.0	21.5	21.5	19.1	17.0	14.3	11.6	9.5	8.0
13.0			19.7	20.0	19.8	20.5	19.7	19.3	17.9	16.2	14.2	11.6	9.5	8.0
14.0				17.7	18.3	18.1	18.6	17.5	16.4	15.3	14.0	11.6	9.5	8.0
15.0				16.4	16.5	16.2	16.8	15.9	14.9	14.4	13.3	11.5	9.5	8.0
16.0				14.8	14.8	14.8	15.2	14.6	13.6	13.1	12.6	11.3	9.5	8.0
18.0					12.2	12.8	12.5	12.0	12.4	11.0	10.8	10.6	9.5	8.0
20.0					10.8	10.8	10.5	10.4	10.5	9.3	9.2	9.2	9.0	8.0
22.0						9.2	8.9	9.4	8.9	7.9	7.8	7.9	8.0	7.7
24.0						8.0	8.2	8.1	7.6	6.6	7.1	6.9	7.1	7.1
26.0							7.4	7.0	6.5	6.0	6.6	6.3	6.4	6.2
28.0							6.5	6.1	5.6	5.3	6.0	5.6	5.7	5.4
30.0								5.4	4.9	5.0	5.3	5.2	5.1	4.7
32.0								4.7	4.2	4.6	4.6	4.6	4.4	4.1
34.0									3.9	4.4	4.1	4.1	3.9	3.5
36.0									3.2	4.0	3.8	3.6	3.4	3.0
38.0										3.5	3.4	3.2	2.9	2.6
40.0										3.1	3.0	2.8	2.5	2.2
42.0											2.7	2.4	2.2	1.8
44.0											2.4	2.1	1.8	1.5
46.0												1.8	1.5	1.2
48.0												1.6	1.3	0.9
50.0													1.0	
52.0														

* 0° over rear

Grove GMK4100-L

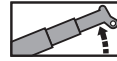
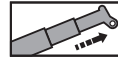
TONNE

100

Grove GMK4100-L

Lifting capacities

EN13000



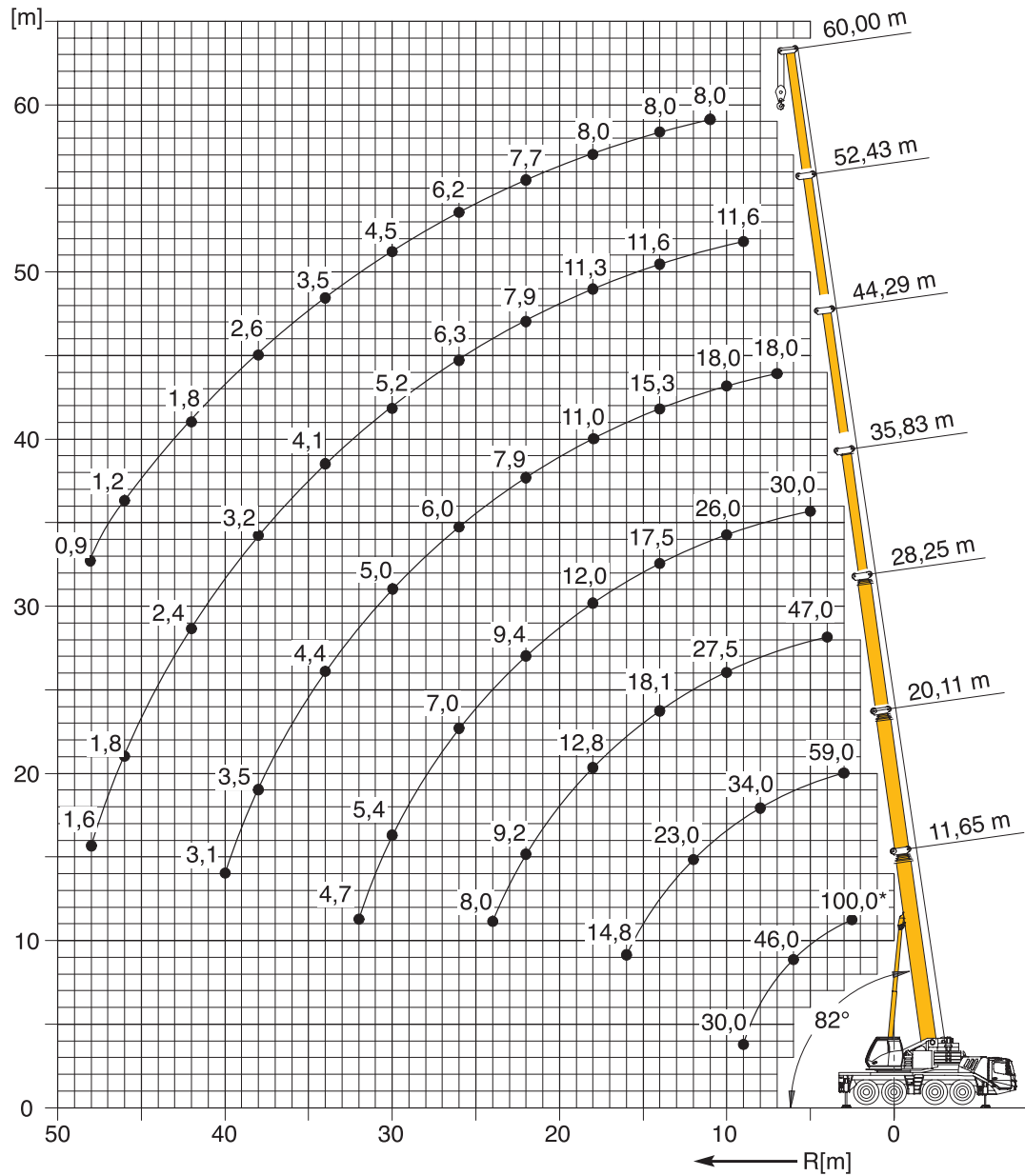
19.5t

m	11.65	15.90	20.11	24.26	28.25	32.11	35.83	40.08	44.29	48.43	52.43	58.28	60.00
2.5													
3.0	69.0	63.5	59.0	56.0									
4.0	58.0	56.0	52.5	49.5	47.0								
5.0	49.5	49.5	47.0	44.5	41.5	37.5	30.0						
6.0	43.0	43.5	41.5	40.5	38.0	36.5	30.0	23.0					
7.0	38.0	38.5	37.5	36.5	35.0	33.5	30.0	23.0	18.0				
8.0	33.5	34.0	34.0	33.0	32.0	31.0	29.5	23.0	18.0	14.3			
9.0	30.0	31.0	31.0	29.0	28.5	26.5	26.0	22.5	18.0	14.3	11.6		
10.0		26.0	26.5	25.0	24.5	24.0	23.0	21.5	18.0	14.3	11.6	9.5	
11.0		22.5	22.5	22.5	21.5	22.0	20.0	18.9	17.7	14.3	11.6	9.5	8.0
12.0		19.4	20.0	20.0	19.3	19.4	18.0	16.8	16.1	14.3	11.6	9.5	8.0
13.0		16.8	17.5	17.6	17.7	17.4	16.2	15.3	15.4	14.1	11.6	9.5	8.0
14.0			15.5	15.5	16.2	15.8	14.6	14.6	13.0	12.7	11.5	9.5	8.0
15.0			13.8	14.2	14.5	14.2	13.2	13.4	11.7	11.5	11.4	9.5	8.0
16.0			12.4	13.1	13.0	12.7	12.6	12.3	10.6	10.5	10.4	9.5	8.0
18.0				10.8	10.7	10.4	10.9	10.3	8.8	9.1	8.8	8.9	8.0
20.0				9.0	8.9	9.5	9.1	8.6	7.8	8.3	8.1	8.2	7.6
22.0					7.9	8.1	7.7	7.2	7.2	7.6	7.4	7.0	6.4
24.0					7.0	6.9	6.6	6.1	6.6	6.5	6.6	6.1	5.5
26.0						6.0	5.6	5.3	6.0	5.8	5.6	5.2	4.7
28.0						5.2	4.8	4.8	5.2	5.1	4.8	4.5	4.0
30.0							4.1	4.5	4.5	4.4	4.2	3.9	3.4
32.0							3.6	4.2	4.0	3.8	3.6	3.3	2.8
34.0								3.7	3.5	3.3	3.1	2.8	2.4
36.0								2.1	3.0	2.8	2.6	2.3	2.0
38.0									2.6	2.5	2.2	1.9	1.6
40.0									2.3	2.1	1.9	1.6	1.2
42.0										1.8	1.5	1.2	
44.0										1.5	1.3	0.9	
46.0											1.0		

Grove GMK4100-L

Grove GMK4100-L

Lifting heights



	Hook block (t)	Height (mm)
	100 D	3100
	63 E/D	3000
	40 E/D	2900
	20 E/D	2800
	8 H/B	2350